

Data as of : 31/03/2020

Historical performances before 29/01/2010 are those of the Universal Invest Flexible SICAV as Hermes Universal invests 100% of its assets in Universal Invest.

FOR PRIVATE PLACEMENT PURPOSES ONLY

Investment policy

Hermes Universal has an investment strategy that is suited for a defensive investment profile (LOW: 0-30% equities). Its management aims to achieve transparency and efficiency, as well as the highest possible return whilst limiting the risks. The weight of equities and bonds will depend on the market opportunities, but the investment limits will be respected.

This SICAV is not registered outside of Luxembourg. It cannot be purchased outside of Luxembourg unless a minimum amount of EUR 250.000 is invested.

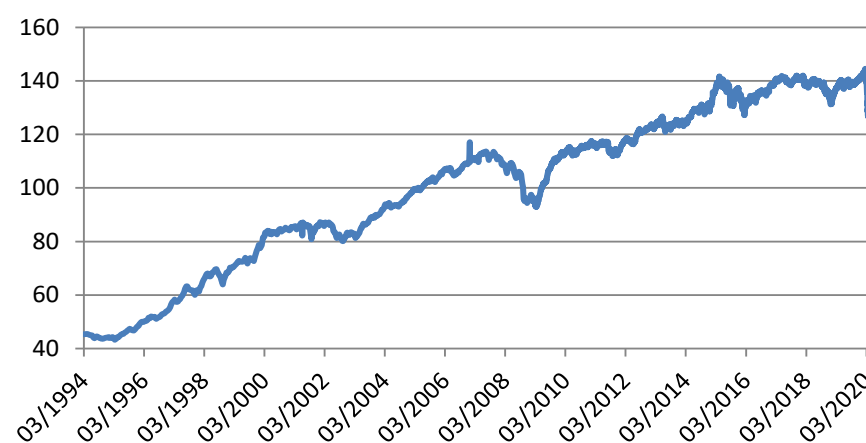
Specific characteristics

The weight of equities will vary considerably if the investment manager thinks this is appropriate. Historically, in Hermes Low, the equities part has been between 10% and 30%.

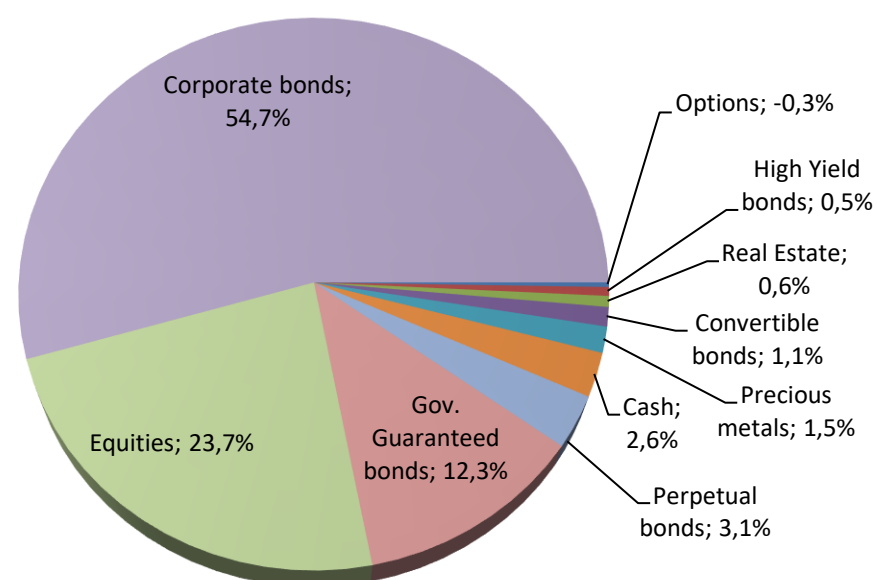
The management is balanced, flexible and non-benchmarked, and reflects the manager's point of view.

NAV evolution since launch

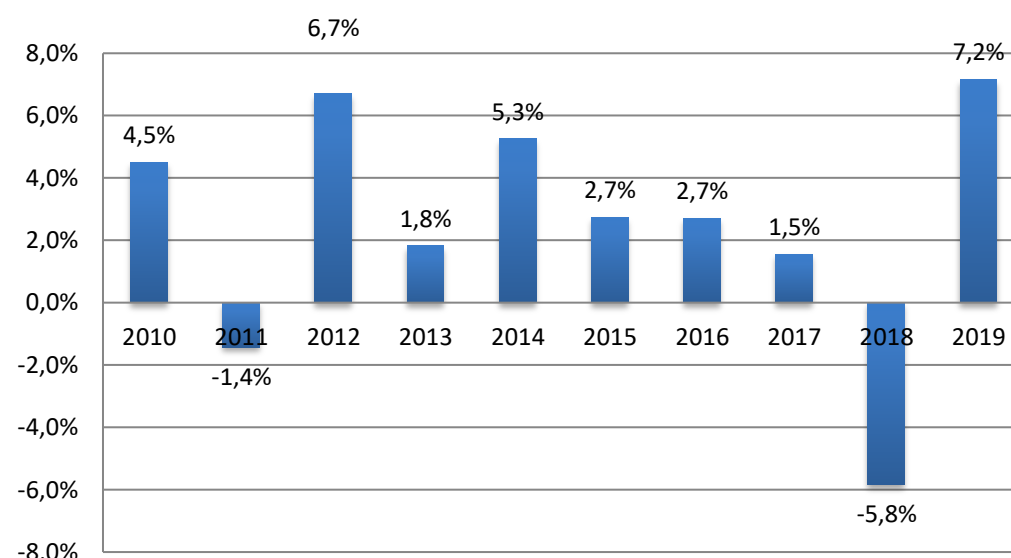
Morningstar Rating*: ★★★★★



Breakdown by asset class



Annual performance (net of fees) (1jan - 31dec)



EUR	2010	2011	2012	2013	2014	2015	2016	2017	2018	2019	YTD
Low	4,5%	-1,4%	6,7%	1,8%	5,3%	2,7%	2,7%	1,5%	-5,8%	7,2%	-7,7%

Annualized return (net of fees) as of 31/03/2020

EUR	10 years	5 years	3 years	1 year	since launch
Low	1,3%	-1,2%	-2,5%	-5,7%	4,5%

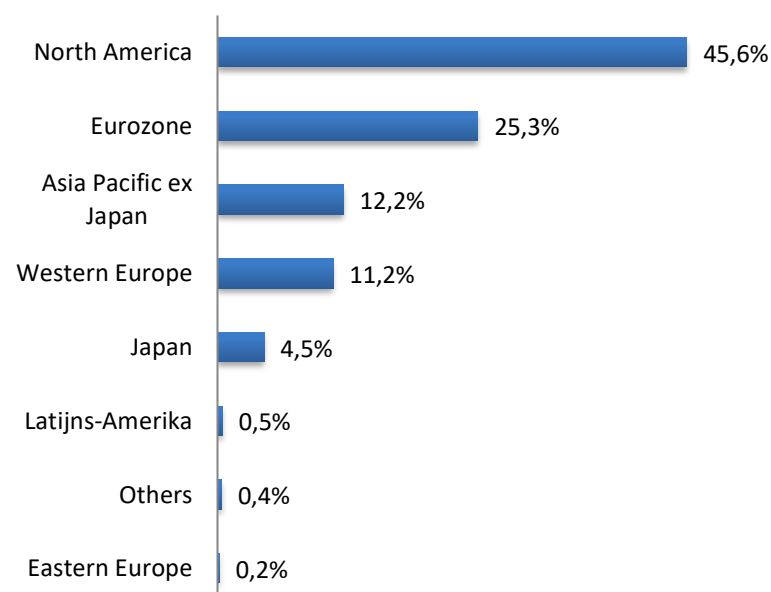
Past performance is not a guarantee or a reliable guide to the future. Market and exchange rate movements may cause the capital value of investments, and the income from them, to go down as well as up and the investor may not get back the amount originally invested.

Fixed income part of the portfolio:

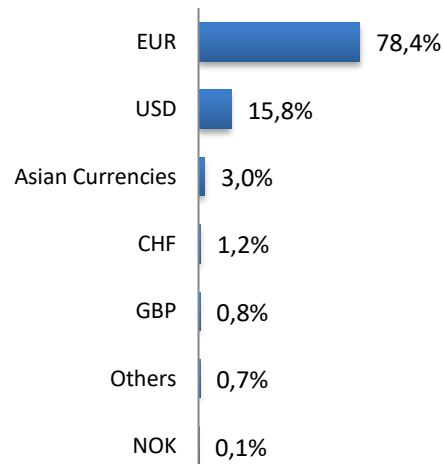
Average yield:	1,2%
Average Duration (in years):	4,14

The performance calculation takes all fees into account except eventual subscription or redemption commissions.

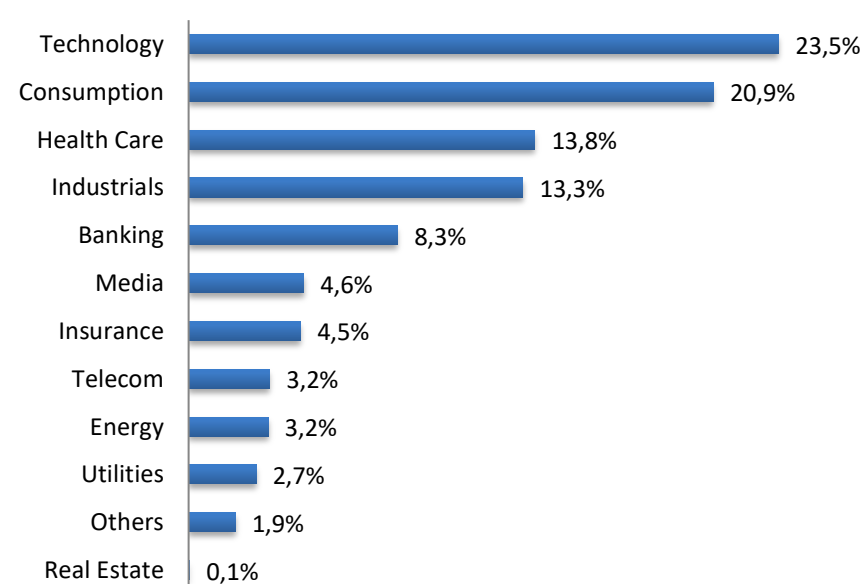
Geographic breakdown (Equities)



Currency breakdown



Sectorial breakdown (Equities)



Top equities

1. MICROSOFT CORP	0,72%
2. AMAZON.COM INC	0,61%
3. ALPHABET INC-CL C	0,55%
4. ALIBABA GROUP HOLDING-SP ADR	0,44%
5. APPLE INC	0,43%
6. NESTLE SA-REG	0,39%
7. LVMH MOET HENNESSY LOUIS VUI	0,34%
8. FACEBOOK INC-CLASS A	0,31%

Top Futures

1. FUTURE MSCI EMERGING MARKETS JUN2020(50)	0,93%
2. FUTURE TOPIX JAPAN JUN2020 (10M)	0,37%
3. FUTURE FTSE CHINA APR2020 (1)	0,26%
4. FUTURE NIFTY 50 INDIA APR2020 (2)	0,25%

Top 12 bonds

1. WESFARMERS LTD (EUR) 2,75% 12-22 02.08	0,56%
2. DEUTSCHE BOERSE (EUR) 2,375% 12-22 05.10	0,52%
3. BAXTER INTL (EUR) 0,4% 19-24 15.05	0,50%
4. RICHEMONT (EUR) 1% 18-26 26.03	0,48%
5. FORTUM OYJ (EUR) 2,25% 12-22 06.09	0,46%
6. ORACLE CORP (EUR) 3,125% 13-25 10.07	0,45%
7. PROXIMUS SADP (EUR) 0,5% 17-22 22.03	0,41%
8. MERCK & CO INC (EUR) 1,125% 14-21 15.10	0,40%
9. JOHNSON CONTROLS (EUR) 0% 17-20 04.12	0,40%
10. LYB INT FINANC (EUR) 1,875% 16-22 02.03	0,39%
11. MONDELEZ INT I (EUR) 1% 15-22 07.03	0,39%
12. AMERICA MOVIL (EUR) 0% 15-20 28.05	0,39%

Important data

Subfund of the Luxembourg law SICAV Hermes Universal

Subscription commission max 3 % (not applicable if held at Delen Private Bank)

Redemption commission 0,00%

Depositary and administrative fee 0,40%

Management fee	N	< 500.000€	1,20%
	A	500.000€ - 1.000.000€	1,05%
	B	1.000.000€ - 2.500.000€	0,75%
	C	2.500.000€ - 15.000.000€	0,50%
	J	15.000.000€ - 30.000.000€	0,40%
	E	30.000.000€ - 100.000.000€	0,23%

Total fee*	N	< 500.000€	1,71%
	A	500.000€ - 1.000.000€	1,56%
	B	1.000.000€ - 2.500.000€	1,26%
	C	2.500.000€ - 15.000.000€	1,01%
	J	15.000.000€ - 30.000.000€	0,91%
	E	30.000.000€ - 100.000.000€	0,74%

* This is the most complete cost overview. The total fee includes all fees for financial services, transactions costs, entry and exit costs, taxes and indirect costs charged within the investment instrument.

Launch date	11/04/2007
NAV calculation	Daily
Currency	EUR
Net assets	3.417.354.974

Share class	ISIN Code	NAV in Euro
N cap.	LU1746876173	109,57
N dis.	LU1746876256	89,89
A cap.	LU0295415235	109,91
A dis.	LU0295415078	88,77
B cap.	LU0305726027	112,96
B dis.	LU0305725722	91,82
C cap.	LU0305726456	116,52
C Dis.	LU0305726373	94,15
J cap.	LU1637388486	116,81
J Dis.	LU1637388569	94,49
E cap.	LU0472832483	120,49
E Dis.	LU0472832566	113,70

Distribution share class: withholding tax of 30% in Belgium
Financial service provider: Bank Delen NV
Price sources: Bloomberg & Morningstar & Bank Delen

* For more information concerning the Morningstar rating, please visit www.morningstar.be or contact the financial services at Bank Delen Belgium.